



WEEKLY ROUND-UP

Week of 20 Nov 2024

1. USDX consolidated at 107 with bearish momentum anticipated.
2. EURUSD tests bearish pressure at **1.0720**.
3. AUD/USD hovers near **0.6575**.
4. SP500 rebounds from **5910**, steadily climbing toward **5960**





WHAT'S HAPPENING THIS WEEK?

Week of 20 Nov 2024

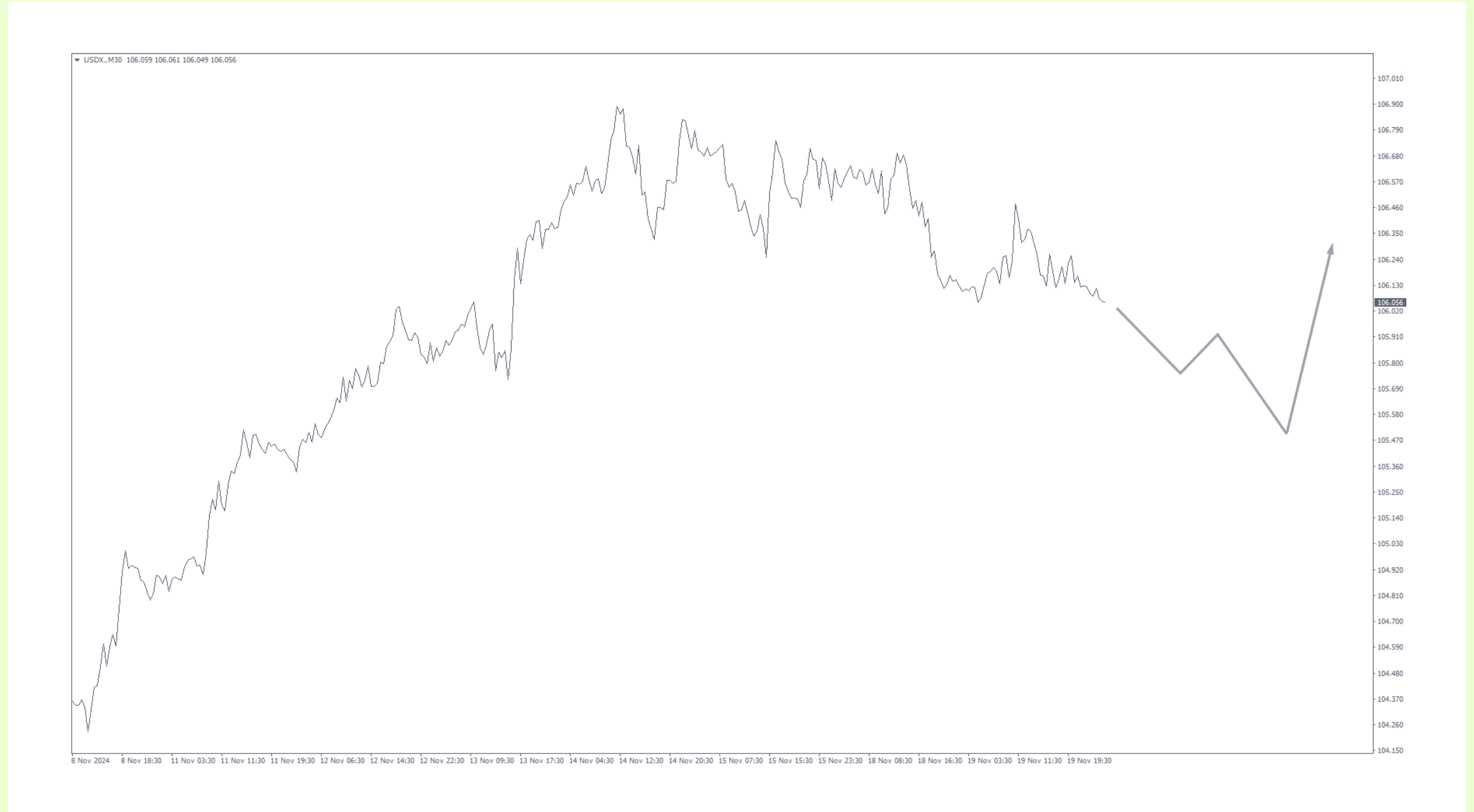
Date	Time	Currency	Events
19 Nov	13:30 GMT+0	CAD	CPI m/m
20 Nov	7:00 GMT+0	GBP	CPI y/y
21 Nov	13:30 GMT+0	USD	Unemployment Claims
22 Nov	8:30 GMT+0	EUR	German Flash Manufacturing PMI
22 Nov	14:45 GMT+0	USD	Flash Manufacturing PMI



USDX

BUCKING THE TREND

USDX holds near **105.40**, showing bullish momentum while traders monitor the next key resistance.



**Industry views and information provided do not represent VT Markets' position and do not constitute any investment advice.*

**Trading CFDs carries a high level of risk and may not be suitable for all investors.*

Decision time 20 Nov 2024

Download VT Markets App





EURUSD

EDGING IT

EUR/USD flirts with **1.0720**, as bearish pressure tests this level amid cautious sentiment in global markets.



*Industry views and information provided do not represent VT Markets' position and do not constitute any investment advice.

*Trading CFDs carries a high level of risk and may not be suitable for all investors.

Decision time 20 Nov 2024

Download VT Markets App

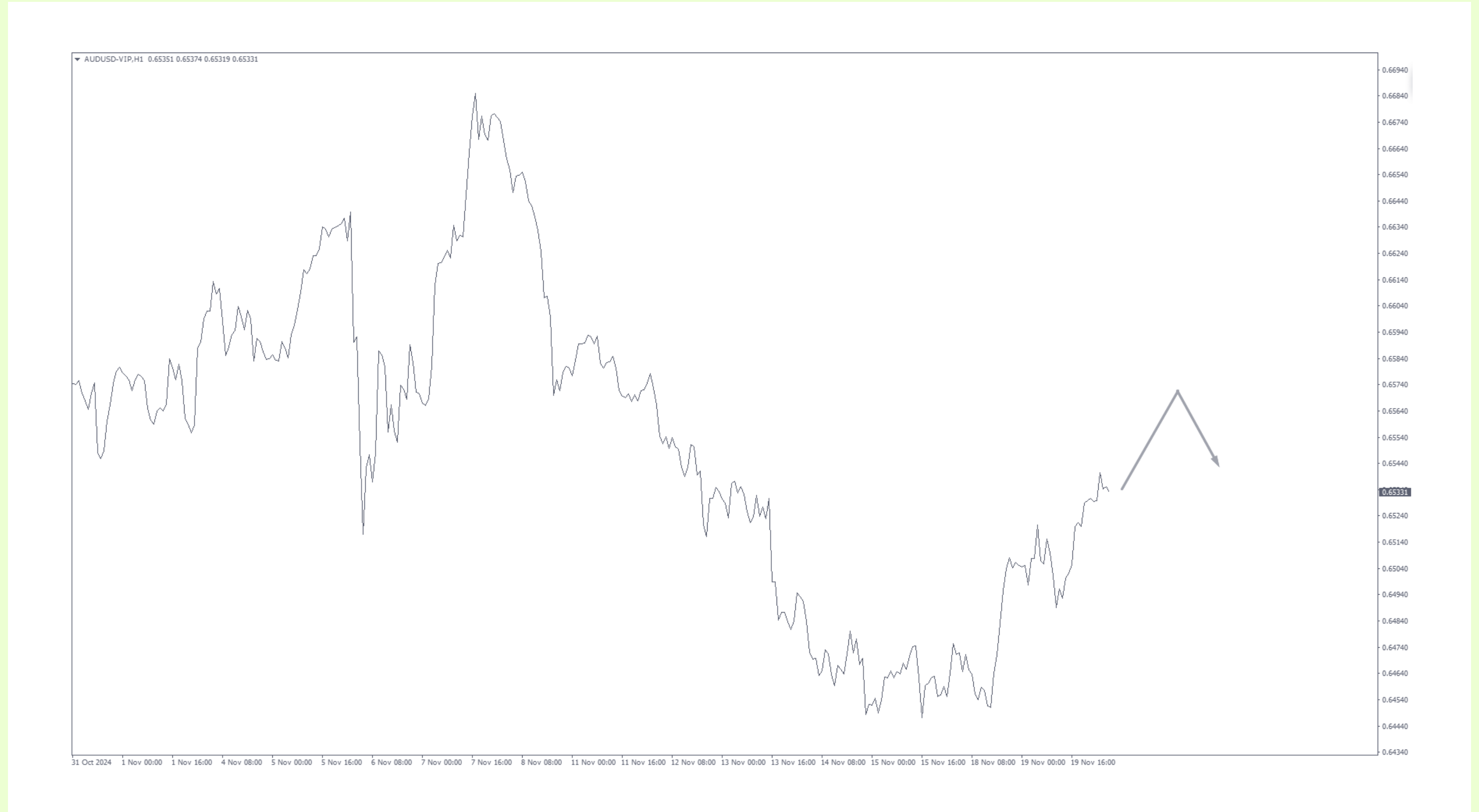




AUDUSD

OZ ON THE ROAD

AUD/USD hovers near **0.6575**, with global sentiment providing mixed signals as volatility remains low.



*Industry views and information provided do not represent VT Markets' position and do not constitute any investment advice.

*Trading CFDs carries a high level of risk and may not be suitable for all investors.

Decision time 20 Nov 2024

Download VT Markets App

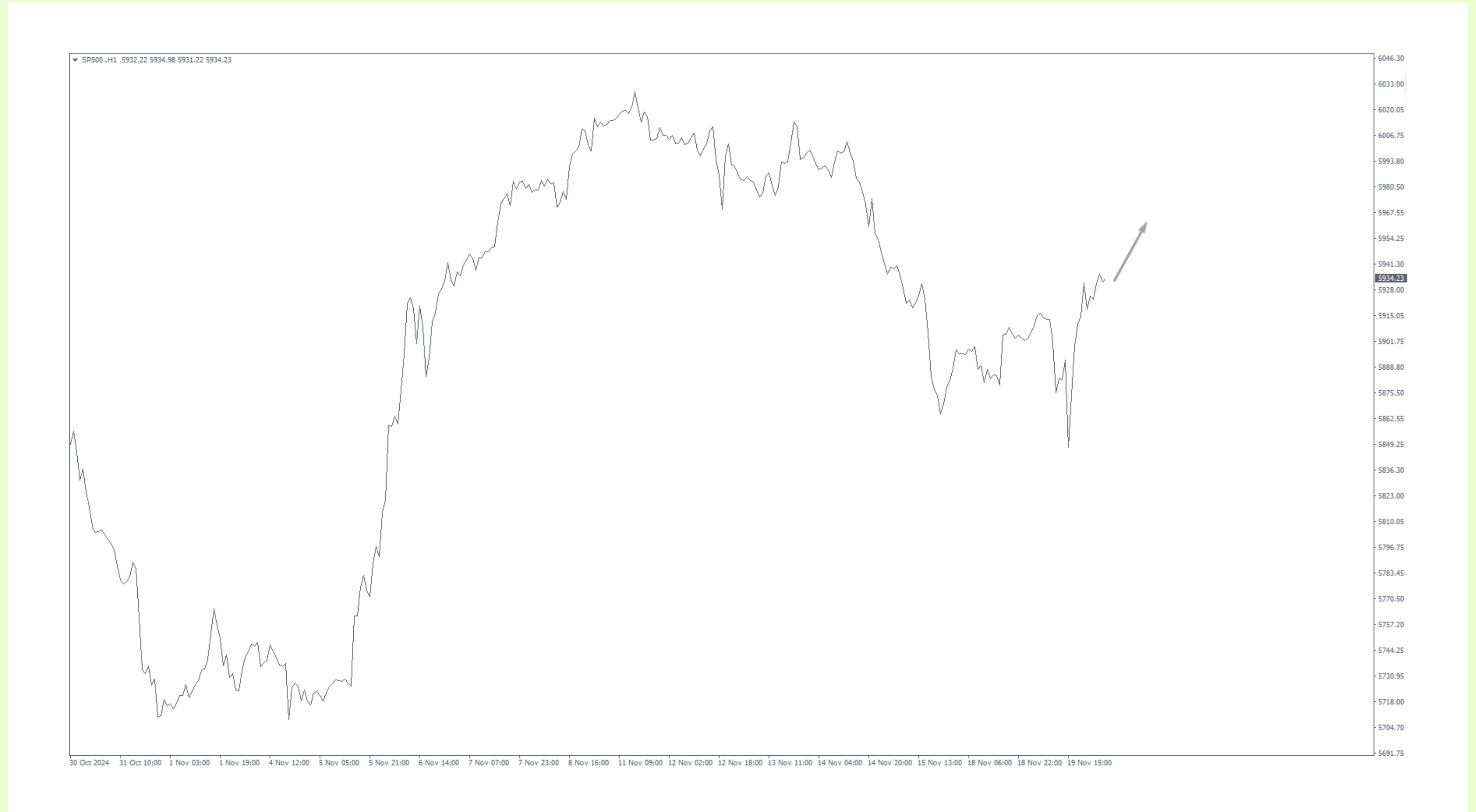




SP500

SURGING AHEAD

SP500 powers toward **5960**, building momentum as traders ride the index's bullish wave.



*Industry views and information provided do not represent VT Markets' position and do not constitute any investment advice.

*Trading CFDs carries a high level of risk and may not be suitable for all investors.

Decision time 20 Nov 2024

Download VT Markets App



How to use the report

- Unless stated the specific area of trade, use the zone to find trades
- Zone here means when a certain asset prices comes to within the zone of trading, we would monitor the entry patterns. We will not enter if prices are not within our zones
 - Forex ± 20 points (example 1.0050 – trade will trigger when price is from 1.0030 to 1.0070. Example 127.65 – trade will trigger when price is from 127.45 to 127.85.
 - Gold, SP500 (anything in the thousands) ± 20 dollars (example 1720 – trade will trigger when price is from 1700 to 1740
 - Bitcoin, Nasdaq (anything in the ten thousand) ± 200 points
 - Natural Gas, Silver, Oil (anything in the double and single digits) ± 0.10 points
 - We will notify the zones on certain special relationship like the Cryptocurrencies

**Industry views and information provided do not represent VT Markets' position and do not constitute any investment advice.*

Decision time 20 Nov 2024

Download VT Markets App



**Trading CFDs carries a high level of risk and may not be suitable for all investors.*

Follow us



@vtmarketsglobal



@vtmarkets



@vtmarketsglobal



@vtmarkets



@vtmarkets_official